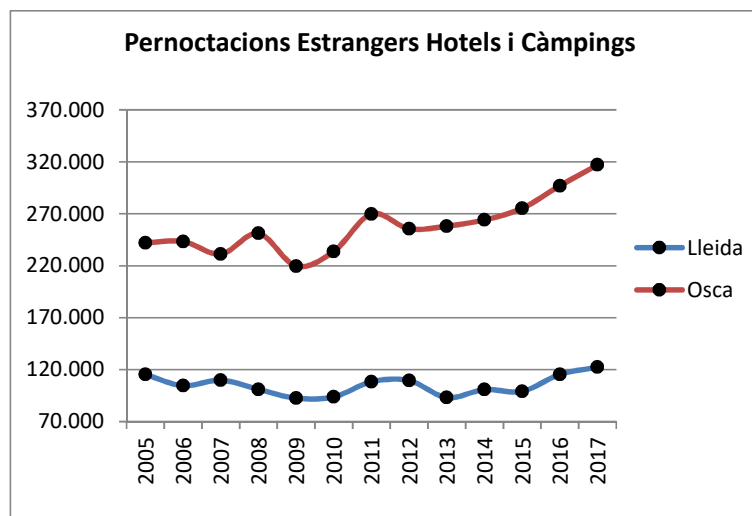
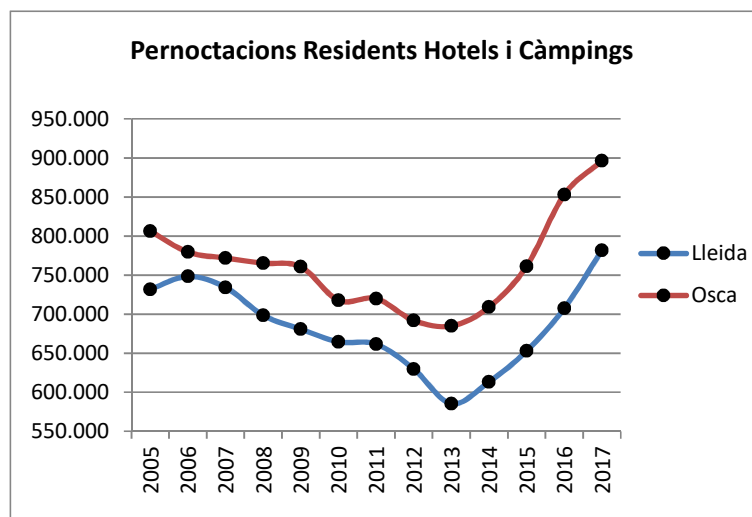
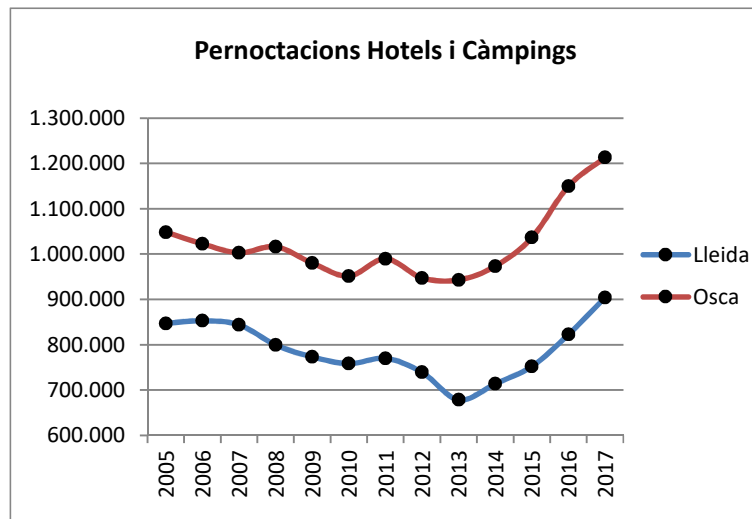
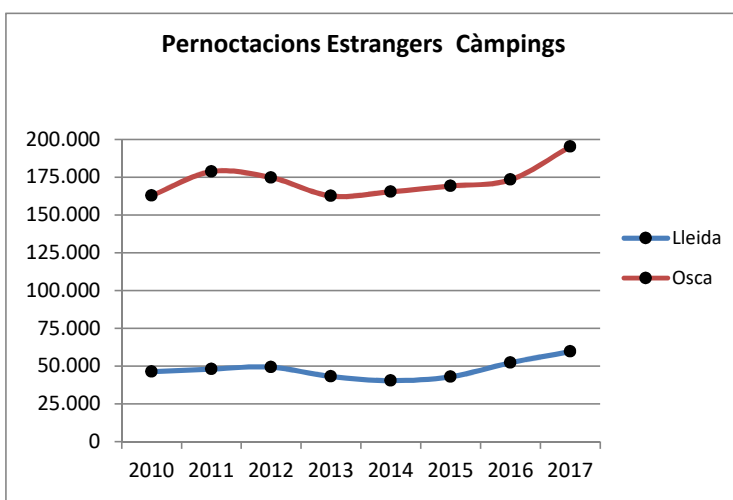
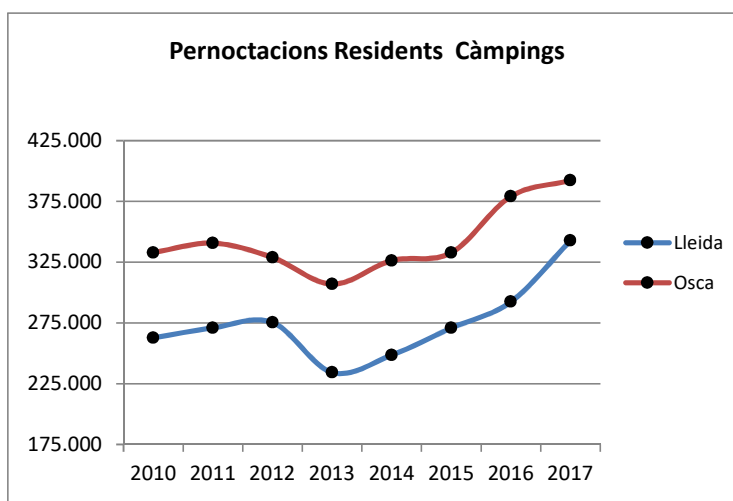
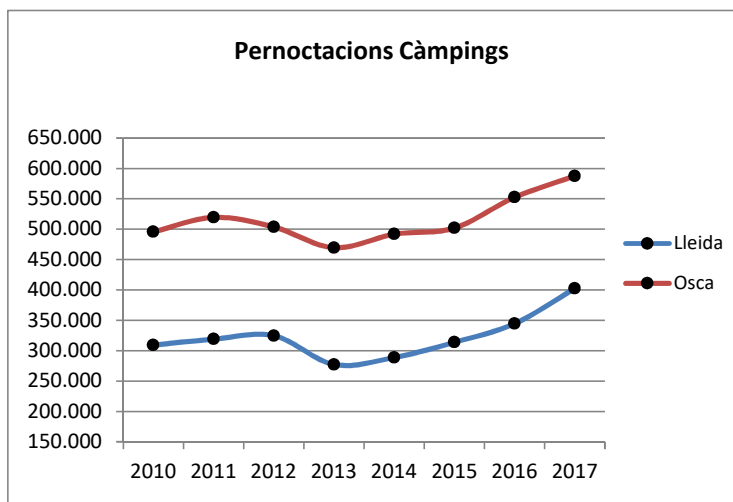


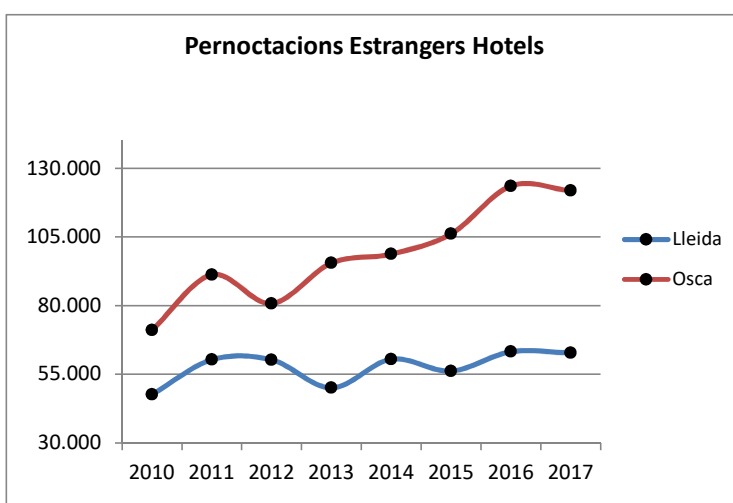
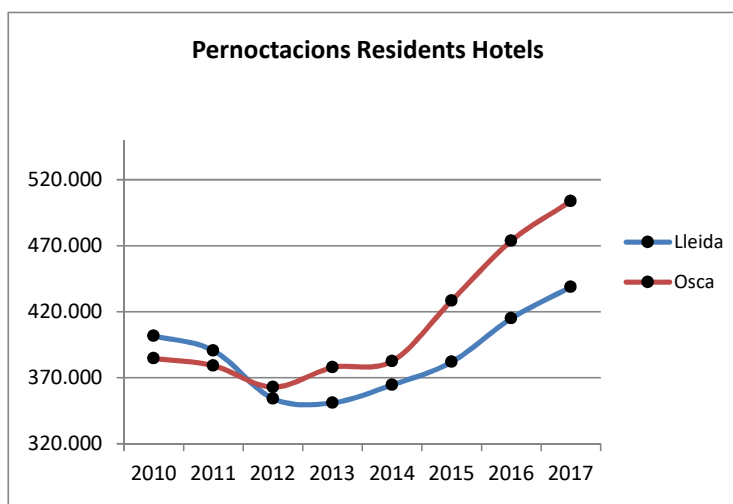
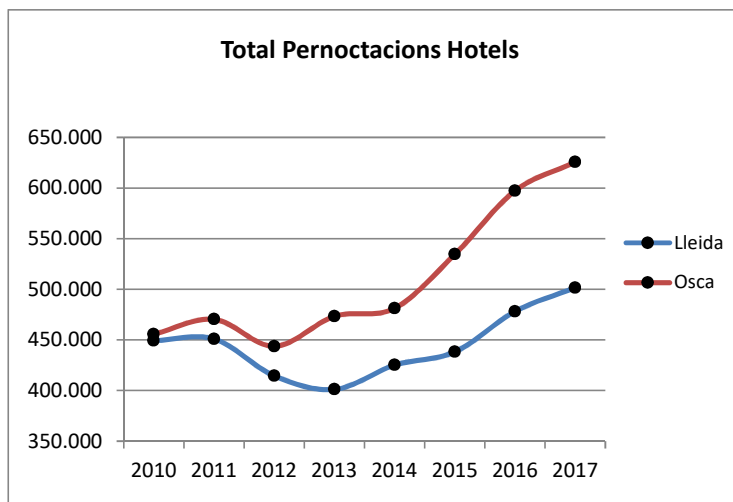
## Evolució pernотacions juliol i agost de Hotels i Càmpings de Lleida & Osca



## Evolució comparativa pernoctacions juliol/agost Càmpings de Lleida & Osca



## Evolució comparativa pernотacions juliol/agost Hotels Lleida & Osca



# Resum estadístiques INE Hotels+Càmpings

## Juliol+Agost 2016 2017 prov

	Viatgers residents			Viatgers estrangers			viatgers total		
	2016	2017		2016	2017		2016	2017	
Osca	291.809	301.577	3%	101.551	110.137	8%	393.360	411.714	5%
Lleida	236.287	250.297	6%	49.191	53.552	9%	285.478	303.849	6%
	-19,03%	-17,00%		-51,56%	-51,38%		-27,43%	-26,20%	

	Pernoctacions res.			Pernoctacions est.			pernoctacions total		
	2016	2017		2016	2017		2016	2017	
Osca	852.838	896.134	5%	296.903	317.101	7%	1.149.741	1.213.235	6%
Lleida	707.385	781.607	10%	115.417	122.344	6%	822.802	903.951	10%
	-17,06%	-12,78%		-61,13%	-61,42%		-28,44%	-25,49%	

	Establiments			Places			Personal		
	2016	2017	%	2016	2017	%	2016	2017	%
Osca	416	421	1%	38.528	39.216	2%	2.314	2.376	3%
Lleida	392,5	394	0%	40.818	40.407	-1%	2.117	2.065	-2%

	ocupació places			estancia mitja		
	2016	2017	%	2016	2017	%
Osca	52,01	54,65	5%	3,02	3,04	0%
Lleida	42,60	44,22	4%	3,17	3,36	6%